







SCHEME	BORAL CONCRETE ROOF TILES	STUCCO COLOR	FACIA COLOR	ACCENT COLOR	STUCCO POP OUT COLOR	TRIM COLOR	SHUTTERS & FRONT FOOR	DÉCOR IRON COLOR	GARAGE DOOR	OPTIONAL BORAL CULTURED STONE - EXTERIOR STONE	3D RENDERINGS	MODELS
1	1BCCS6464 California Mission Blend	CL 2672W Crouton	CL 3267N Cordwood	8734M Bark Mulch	8734M Bark Mulch	8734M Bark Mulch	8326N Brick Shadow	AC144N Black Deco	8733M Walnut Wash	Country Ledgestone Shale		1436A N/A
2	1BCCS0026 Sandstorm	CL 2685A Logwood	8296N Treasure Chest	8721W Clay Beige	8721W Clay Beige	8721W Clay Beige	8535D Wayfarer Gray	AC144N Black Deco	8296N Treasure Chest	Riviera Old Country Fieldstone		1436B 1436B (Lot 65)
3	1BCCS3940 Cliffside	CL 2682M Hound	8765D Beaver Creek	8765D Beaver Creek	8241W Tenderfoot	8241W Tenderfoot	8326N Brick Shadow	AC144N Black Deco	8765D Beaver Creek	Country Ledgestone Wolf Creek		1482A 1482C (Lot 84)
4	1BCCS360 Desert Driftwood	CLC 1271D Endpoint	8775D Metal Shavings	8705D Barn Rafter	8705D Barn Rafter	8705D Barn Rafter	8515D Thunder Gray	AC144N Black Deco	8705D Barn Rafter	Country Ledgestone Echo Ridge		1482B N/A
5	15RCF1430 Charcoal Blend	CL 2883D Mexican Tea	8515D Thunder Gray	8703M Rockbridge	8515D Thunder Gray	8515D Thunder Gray	8515D Thunder Gray	AC144N Black Deco	8703M Rockbridge	Dressed Fieldstone Aspen		1436C N/A
6	1FBCF1132 Charcoal Brown Blend	CL 2845A Network	8625D Shipyard	8724M Meadowlark	8625D Shipyard	8625D Shipyard	8674M Muddy River	AC144N Black Deco	8625D Shipyard	Dressed Fieldstone Wolf Creek		1482C N/A
Brands	BORAL	FRAZEE	FRAZEE	FRAZEE	FRAZEE	FRAZEE	FRAZEE	FRAZEE	FRAZEE	BORAL		

**COLOR APPLICATION FIELD NOTES:**

\* SEE COLOR CARTOONED ELEVATIONS FOR LOCATIONS OF FASCIA, SECONDARY FIELD, IRONWORK, TRIM, SHUTTERS AND FRONT DOOR COLORS. COLORS SHOWN IN MATRIX CORRESPOND WITH COLORS SHOWN IN COLOR CARTOONS.

\* COLORS SHOULD TRANSITION ON INSIDE CORNERS ONLY.

\* PAINT WALL VENTS AND GARAGE MAIN DOOR TO MATCH SURROUNDING SURFACE.

\* STUCCO FIELD AREAS TO BE LIGHT LACE OR SMOOTHER AND STUCCO TRIM, EYES, BANDING, ETC. SHALL BE SAND OR SMOOTHER.

\* ALL COLORS AT THE BASE OF THE BUILDING SHALL CONTINUE DOWN TO THE FINISH GRADE.