




THE #1 CHOICE OF
PAINTING PROFESSIONALS®



Elevation A- Stuccoed Eaves

Paint Scheme One

1. DEC 746 Apache Tan- Primary Color
2. DEC 748 Oyster- Secondary Color*
3. DEC 750 Bison Beige- Fascia**, Garage Door, & Sunscreen
4. DEC 797 Battleship Gray- Front Door & Gate


***Secondary Color- Accented stucco including window pop outs & design features that are raised out from the stucco body**

****Fascia- Wood trim at the roof line**

PROJECT NAME: Chelsea Gardens



THE #1 CHOICE OF
PAINTING PROFESSIONALS®



Elevation A- Stuccoed Eaves

Paint Scheme Two

1. DEC 748 Oyster- Primary Color
2. DEC 751 Ash Gray- Secondary Color*
3. DEC 750 Bison Beige- Fascia**, Garage Door, & Sunscreen
4. DE 6362 Storm Cloud- Front Door & Gate


***Secondary Color- Accented stucco including window pop outs & design features that are raised out from the stucco body**

****Fascia- Wood trim at the roof line**

PROJECT NAME: Chelsea Gardens



THE #1 CHOICE OF
PAINTING PROFESSIONALS®



Elevation A- Stuccoed Eaves

Paint Scheme Three

1. DEC 795 Gray Pearl- Primary Color
2. DEW 311 French White- Secondary Color*
3. DE 6368 Walrus- Fascia**, Garage Door, & Sunscreen
4. DEA 183 Dark Shadows- Front Door & Gate


***Secondary Color- Accented stucco including window pop outs & design features that are raised out from the stucco body**

****Fascia- Wood trim at the roof line**

PROJECT NAME: Chelsea Gardens



THE #1 CHOICE OF
PAINTING PROFESSIONALS®



Elevation B- Standard Eaves

Paint Scheme One

1. DEC 702 Antique Rose- Primary Color
2. DEC 752 Birchwood- Secondary Color*
3. DEC 752 Birchwood- Fascia**
4. DEC 752 Birchwood- Front Door
5. DEC 750 Bison Beige- Railing, Gate & Garage Door


***Secondary Color- Accented stucco including window pop outs & design features that are raised out from the stucco body**

****Fascia- Wood trim at the roof line**

PROJECT NAME: Chelsea Gardens



THE #1 CHOICE OF
PAINTING PROFESSIONALS®



Elevation B- Standard Eaves

Paint Scheme Two

1. DEC 718 Mesa Tan- Primary Color
2. DEC 751 Ash Gray- Secondary Color*
3. DEC 751 Ash Gray- Fascia**
4. DEW 311 French White- Front Door
5. DE 6389 Fallen Rock- Railing, Gate & Garage Door

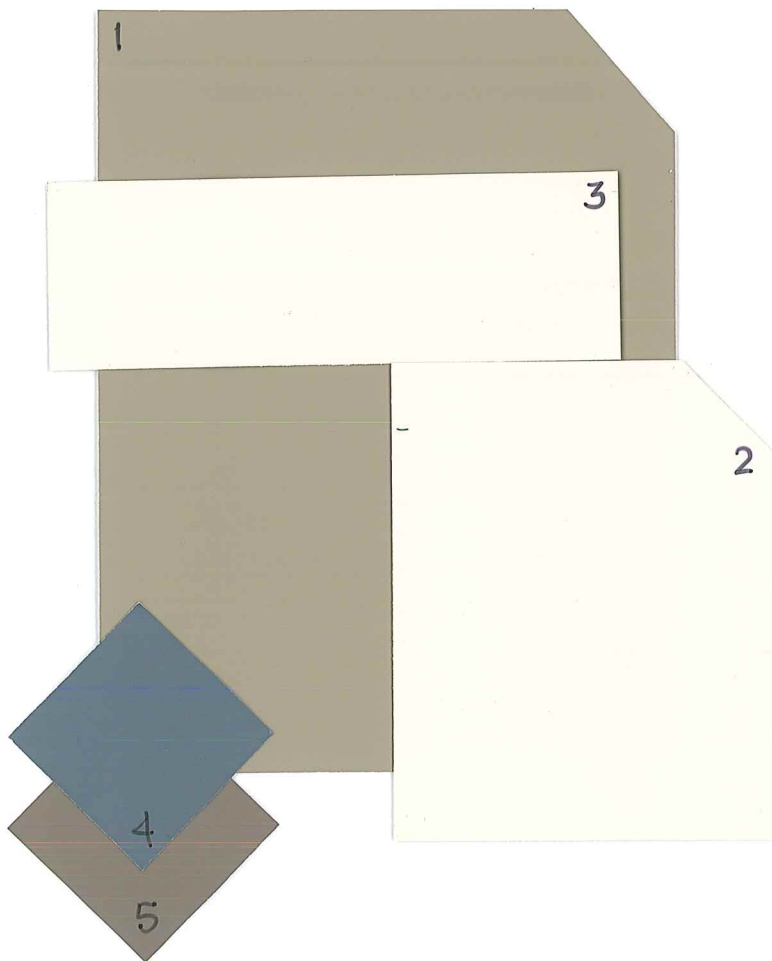
***Secondary Color- Accented stucco including window pop outs & design features that are raised out from the stucco body**

****Fascia- Wood trim at the roof line**

PROJECT NAME: Chelsea Gardens



THE #1 CHOICE OF
PAINTING PROFESSIONALS®



Elevation B- Standard Eaves

Paint Scheme Three

1. DE 6215 Wooden Peg- Primary Color
2. DEW 311 French White- Secondary Color*
3. DEW 311 French White- Fascia**
4. DE 6341 Vulcan- Front Door
5. DE 6061 River Rocks- Railing, Gate & Garage Door


***Secondary Color- Accented stucco including window pop outs & design features that are raised out from the stucco body**

****Fascia- Wood trim at the roof line**

PROJECT NAME: Chelsea Gardens



THE #1 CHOICE OF
PAINTING PROFESSIONALS®



Elevation C- Stuccoed Eaves and Stone, 4830 Plan includes Porch

Paint Scheme One

1. DE 6129 Rustic Taupe- Primary Color
2. DEC 759 Hickory- Secondary Color*
3. DE 6389 Fallen Rock- Fascia**
4. DE 6040 Cave of the Winds- Shutters, Gate, Front Door & Garage Door

***Secondary Color- Accented stucco including window pop outs & design features that are raised out from the stucco body**

****Fascia- Wood trim at the roof line**

PROJECT NAME: Chelsea Gardens



THE #1 CHOICE OF
PAINTING PROFESSIONALS®



Elevation C- Stuccoed Eaves and Stone, 4830 Plan includes Porch

Paint Scheme Two

1. DEC 759 Hickory- Primary Color
2. DEC 719 Coral Clay- Secondary Color*
3. DE 6213 Fine Grain- Fascia**
4. DE 6376 Looking Glass- Shutters, Gate, Front Door & Garage Door


***Secondary Color- Accented stucco including window pop outs & design features that are raised out from the stucco body**

****Fascia- Wood trim at the roof line**

PROJECT NAME: Chelsea Gardens



THE #1 CHOICE OF
PAINTING PROFESSIONALS®



Elevation C- Stuccoed Eaves and Stone, 4830 Plan includes Porch

Paint Scheme Three

1. DEC 752 Birchwood- Primary Color
2. DE 6215 Wooden Peg- Secondary Color*
3. DEC 785 Whisper Gray- Fascia**
4. DE 6292 Stone Craft- Shutters, Gate, Front Door & Garage Door

***Secondary Color- Accented stucco including window pop outs & design features that are raised out from the stucco body**

****Fascia- Wood trim at the roof line**

PROJECT NAME: Chelsea Gardens